

## DMU 50

# Technical data

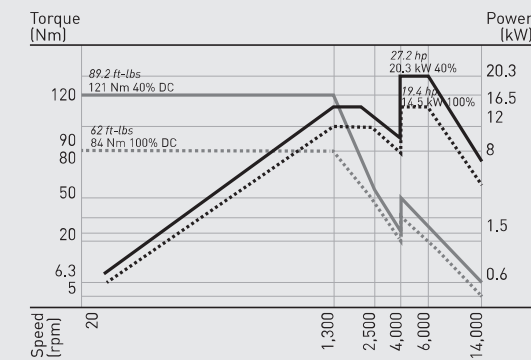
		DMU 50
<b>Working area</b>		
Travel X / Y / Z	mm   in	500 / 450 / 400   19.7 / 17.7 / 15.7
<b>Main drive (standard)</b>		
Speed range	rpm	20 – 14.000
Drive power (100 / 40 % DC)	kW   hp	14,5 / 20,3   19.4 / 27.2
Torque (40 % DC)	Nm   ft-lbs	121   89.2
<b>Main drive (optional)</b>		
Speed range	rpm	20 – 18.000
Drive power (100 / 40 % DC)	kW   hp	25 / 35   33.5 / 46.9
Torque (40 % DC)	Nm   ft-lbs	130   95.9
<b>Feed</b>		
Rapid traverse X / Y / Z	m/min   ipm	30   1,181
Maximum thrust force X / Y / Z	kN   lbf	4,8   1,079
<b>Fixed table</b>		
Clamping area	mm   in	700 × 500   27.6 x 19.7
Maximum load	kg   lbs	500   1,102
<b>Integrated swivelling rotary table*</b>		
Clamping area	mm   in	ø 630 × 500   ø 24.8 x 19.7
Maximum load	kg   lbs	300   661
Swivel range	Degrees	-5 / +110
<b>Optional pick-up tool change system</b>		
Capacity	pockets	16
Tool weight	kg   lbs	6   13.2
Maximum tool length	mm   in	300   11.8
Maximum tool diameter	mm   in	80 / 130   3.1 / 5.1
<b>Optional tool change system with chain and double gripper</b>		
Capacity	pockets	30 / 60
Tool weight	kg   lbs	6   13.2
Maximum tool length	mm   in	300   11.8
Maximum tool diameter	mm   in	80 / 130   3.1 / 5.1
<b>Machine weight / connected values</b>		
Weight	kg   lbs	4.480   9,880
Power	kW   hp	21   28.2
Maximum current rating	A	31
<b>Options</b>		
Swivelling rotary table for 5-axis simultaneous machining; laser tool measurement; chip conveyor; tool magazine with 16 / 30 / 60 pockets; linear scales in X / Y / Z; oil mist filter; air blast / coolant switch; air blast through the spindle centre; spray gun; chip conveyor; internal coolant supply at up to 40 bar   580 psi.		
<b>Control</b>		
ERGOline® Control with a 21.5" multi-touch screen, CELOS® and SIEMENS 840D solutionline		•
ERGOline® Control with a 19.5" screen and HEIDENHAIN iTNC 530		•

\* Optional

# Performance diagrams

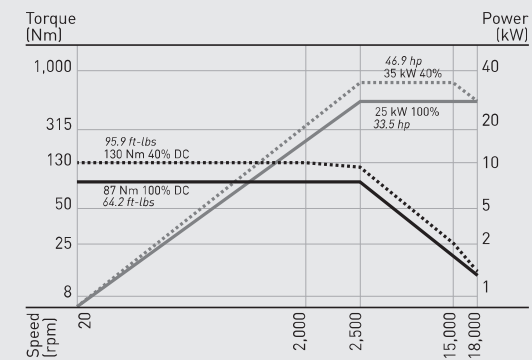
## Inline spindle SK40

14,000 rpm/20,3 kW/121 Nm



## Motor spindle SK40/HSK-A63\*

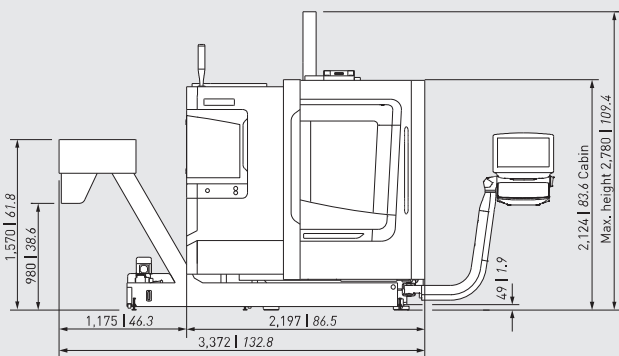
18,000 rpm/35 kW/130 Nm



# Floor plans

## Front view with 30 tools

(mm | in.)



## Plan view with 30 tools

(mm | in.)

